


# InteliLite

New standard in  
single gen-set  
applications



# The solution you need

## The simplicity you want

### ► IntelliLite AMF

The Automatic Mains Failure controller monitors, controls and protects the gen-set working on stand-by applications



### ► IntelliLite MRS

The Manual & Remote Start controller takes complete care of the gen-set on a prime-power applications



# HW improvements

## What is new in IntelliLite?

### ▶ USB port on board

- Slave, USB-B port
- No 12-24 V power cables needed for configuration

### ▶ More I/Os

- 8 BINs
- 8 BOUTs (High Sides, 2x High current)
- 4 AIN (fully configurable)

### ▶ Design

- Slightly bigger cutout
- Slim design
- Hidden diagram symbols (AMF to MRS switch)

### ▶ New plug-in modules

#### ▶ Practical

- Easy opening of the modules cover
- Easy to Plug-in & Plug-out modules

#### ▶ Universal

- 2 universal slots
  - Use 2 same Extension modules
  - Use 2 different Communication modules
  - Use combinations
- No slot is dedicated only for 1 type

#### ▶ Intelligent modules

- All plug-in modules with own processor
- Flexible concept for future customers' needs

# SW improvements

## What is new in IntelliLite?

### ▶ Redesigned UX

- New measuring screens
- New setpoint settings from the front panel

### ▶ More languages

- 3 languages as a basic

### ▶ Improved user management

- 3 password protected users
- Standard & Advanced view
- Configurable access for commands, setpoints & configuration

### ▶ Improved timers

- Full calendar timers with high flexibility
- More maintenance timers
- Rental timers

### ▶ PLC

#### ▶ Easy to use

- PLC blocks similar to IntelliGen
- Drag&Drop

#### ▶ Most important blocks available

- Logical AND/OR 16x
- Flip-flop RS/XOR 2x
- Comparator with Hysteresis 2x
- Comparator with Delay 2x
- Countdown timer 1x
- Delay 2x
- Force history 2x
- Force protection 2x

#### ▶ Variable inputs

- Binary values (Controller I/O, Modules I/O, LBO)
- Analog values
- Standard setpoints
- Configurable PLC setpoints

# PC SW improvements

## What is new in LiteEdit?

### ▶ Redesigned UX

- New environment, ribbon, vector graphics
- Password protected full screen mode
- Important values in graphical gauges

### ▶ More intuitive

- Automatic detecting of controllers (USB, LAN)
- Auto hiding of unnecessary settings
- Hands-on manuals (integrated PDF reader)
- Big icons with description sorted in intuitive ribbon
- Helpful search engine

### ▶ App translation support

- Possible to translate the whole LiteEdit

### ▶ PLC Editor

- PLC blocks similar to GenConfig
- Drag&Drop

### ▶ PLC Monitor

- Practical testing of your PLC functionality

### ▶ Practical for commissioning

- Important windows for commissioning (Setpoints, Values, History and PLC Monitor) can be easily pinned next to the Control window

### ▶ Easy to configure

- Joined configuration of I/O and Setpoints in one window

# New features

## Another new features...

...and many other functions will come later...

### ▶ **4G & GPS plug-in module**

#### ▶ 4G (LTE) support

- 4G (LTE), 3G (UMTS), EDGE, GPRS and GSM

#### ▶ GPS support

- Localization
- Tracking
- Geo fencing

### ▶ **Improved SNMP protocol**

- SNMP v1, v2c including Traps

### ▶ **Improved Modbus**

### ▶ **Tier 4 Final support**

# The new IntelliLite

## Covering your needs

### **Automatic Mains Failure**

- ▶ AMF 25
- ▶ AMF 20
- ▶ AMF 25 LT

### **Manual & Remote Start**

- ▶ MRS 16
- ▶ MRS 11
- ▶ MRS 16 LT

### **Plug-in modules**

- ▶ CM-4G-GPS
- ▶ CM-GPRS
- ▶ CM-Ethernet
- ▶ CM-RS232-485
- ▶ EM-BIO8-EFCP

**Get what  
you need**  
That's smart  
comfort

▶ **Brief comparison**

	<b>MRS11</b>	<b>MRS16</b>	<b>AMF20</b>	<b>AMF25</b>
<b>Binary inputs</b>	6	7	7	8
<b>Binary outputs</b>	6	7	7	8
<b>Analog inputs</b>	3	4	3	4
<b>ECU support</b>	YES	YES	YES	YES
<b>Analog switches</b>	NO	YES	NO	YES
<b>AirGate/WSV</b>	NO	YES	NO	YES
<b>Extension slots</b>	1	2	1	2

▶ **AMF25 LT = extended working temperature range: -40°C .. +70°C**



# Plug-in modules

Don't worry about space for another device

- ▶ **2 universal extension slots (A, B)**

- ▶ **Communication modules:**

- ▶ **RS232 + RS485** – direct connection, Modbus RTU
- ▶ **Ethernet** – AirGate connection, Modbus TCP, SNMP, E-mail
- ▶ **4G + GPS** – AirGate, SMS, E-mail, Locate, Tracking, Geo-Fencing
- ▶ **GPRS** – AirGate, SMS, E-mail

- ▶ **Extension modules:**

- ▶ **BIO8 + EFCP** – 8x Binary input or output, Earth Fault current measurement (1A or 5A CT)

# The new LiteEdit

## Flexible and Intuitive

**Home** **Controller** **Tools** LiteEdit

Close connection | Save archive | Controller configuration | Configuration import | Enter password | Setpoints | Values | History | English | Controller info | Controller help | Controller manual | LiteEdit manual | About

Connection | Save | Configuration | Access | Monitoring | Language | Help

**IntelLite**  
SN: FF020033

**OFF** **MAN** **AUTO** **TEST**

**ALARM LIST**  
no alarm

**Volt. Ph-N** 0,0 Hz  
V V V 254+ 138+  
L1-N L2-N L3-N 0 0 0

**Volt. Ph-Ph** 440+ 340+  
V V V  
L1-L2 L2-L3 L3-L1 0 0 0

**Current** 330+  
A A A  
L1 L2 L3 0 0 0

**Volt. Ph-N** 0,0 Hz  
V V V 254+ 161+  
L1-N L2-N L3-N 0 0 0

**Volt. Ph-Ph** 440+ 280+  
V V V  
L1-L2 L2-L3 L3-L1 0 0 0

Engine state: **NotReady**  
Breaker state: **MainsFit**  
0:00  
No Timer

**Binary Inputs**

1 Mains Fail Block	0
2 Not Used	0
3 Not Used	0
4 Not Used	0
5 Not Used	0
6 Not Used	0
7 Not Used	0
8 Not used	0

Not Used  
0 2 4 6 8 10 ###  
Not Used  
0 24 48 72 96 120 ###  
Not Used  
0 20 40 60 80 100 ###  
Not Used  
-32800 -19700 -6530 6530 19700 32800 ###

RPM: 0  
PF: 0  
0,0 kW  
24,4 V

Maintenance Timer 1: 1 0 0 0,0 h  
Running Hours: 0,0 h  
Genset kWh: 0,0 kWh  
Genset kVAh: 0,0 kVAh

**Binary Outputs**

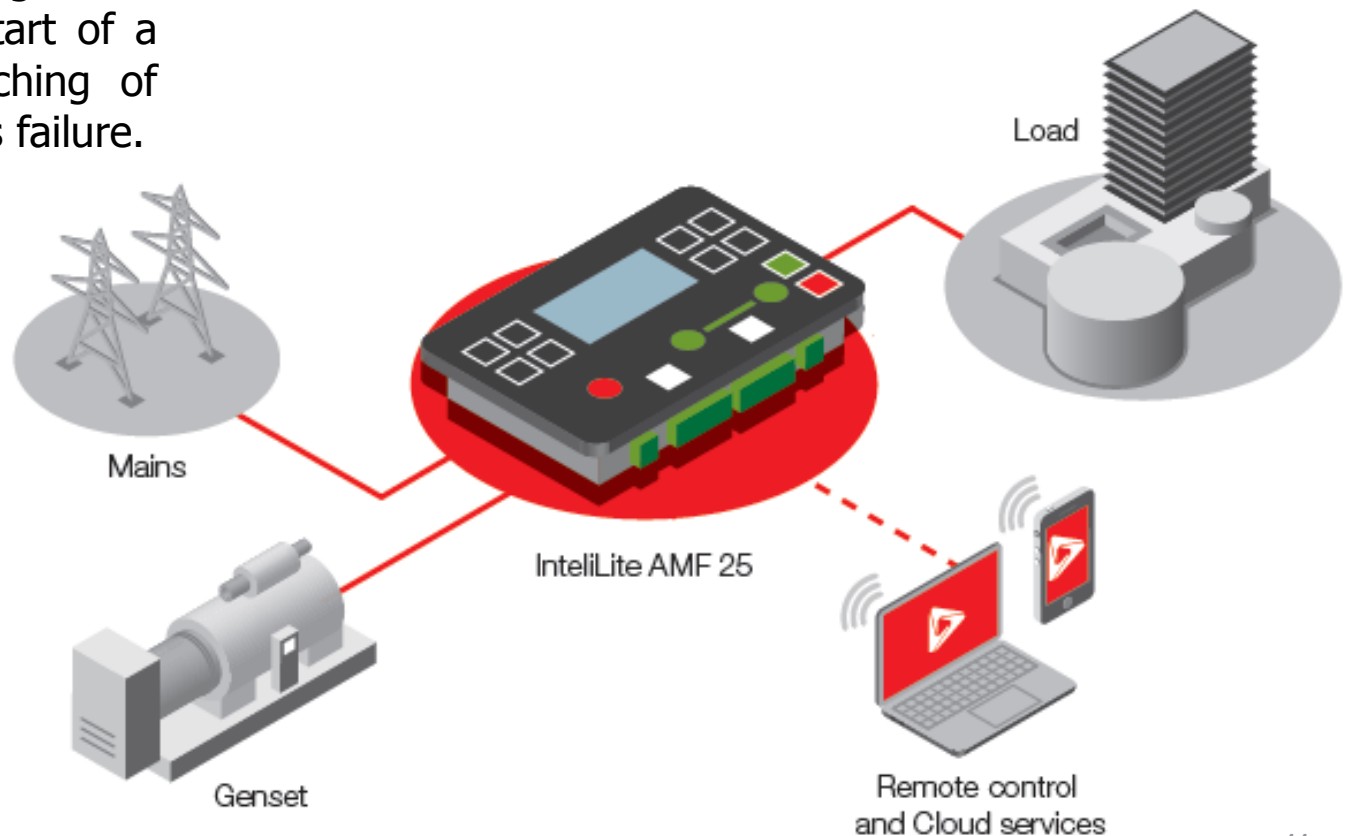
1 Starter	0
2 Fuel Solenoid	0
3 GCB Close/Open	0
4 MCB Close/Open	1
5 Prestart	0
6 Ready To Load	0
7 Alarm	0
8 Not used	0

Connection: **Direct** Application: Standard-AMF25 History loaded 85 %

# TYPICAL APPLICATION

## Standby system - remote monitoring via Internet

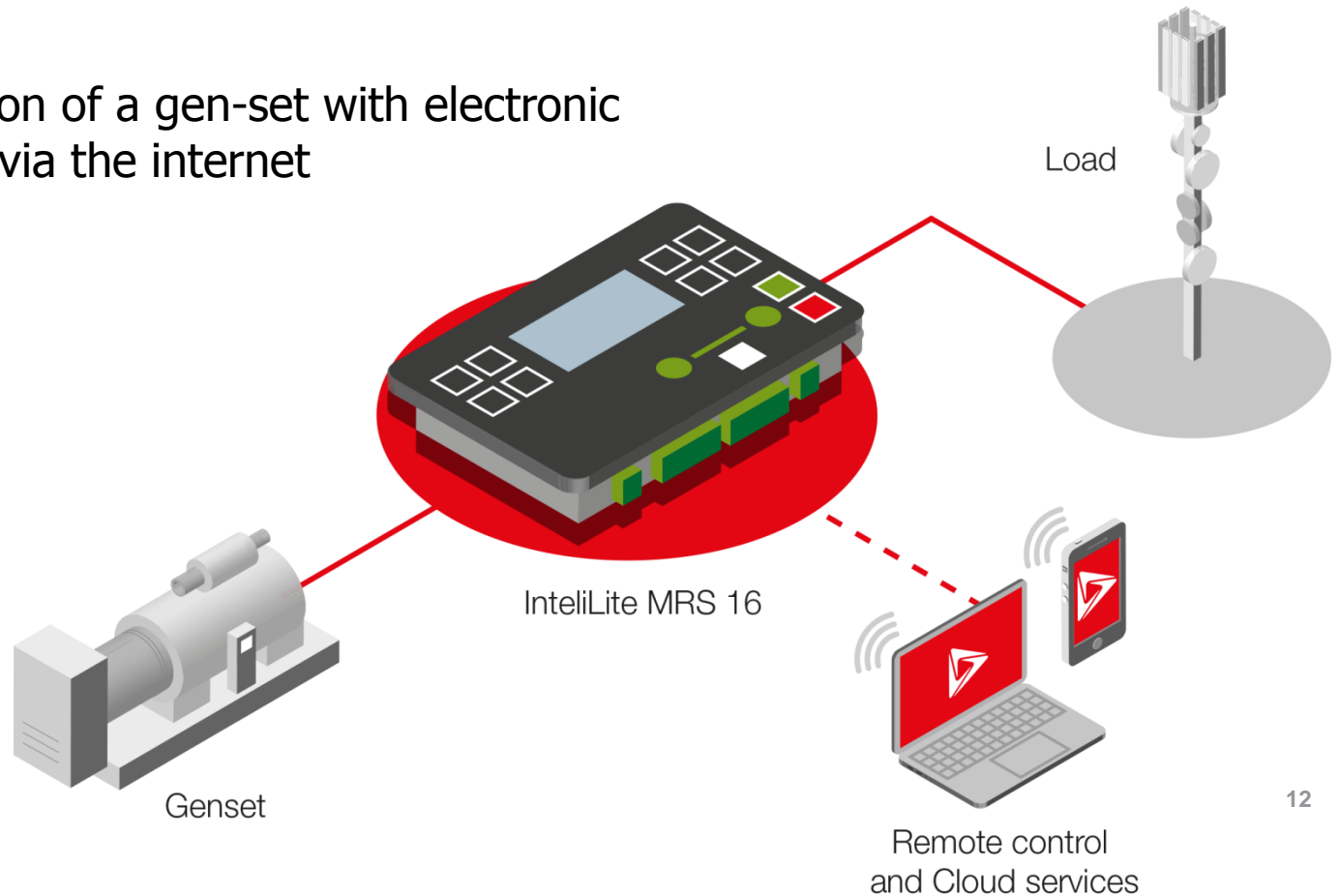
Continuous monitoring of the mains supply and start of a generator and switching of load in case of mains failure.



# TYPICAL APPLICATION

## Prime power system - remote monitoring via Internet

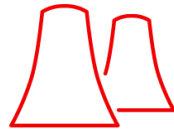
Operation of a gen-set with electronic engine via the internet




# Knowledge of **focused markets**



Mining



Power Plants



Industrial



Rental



Commercial Buildings



Agriculture



Telecom



Oil and Gas



Construction

The heart of  
smart control

Get more info  
about the  
product...

[www.comap.cz](http://www.comap.cz)